



Housing Needs Survey

Responses Analysis

Published version 1.00

7th January 2020

Introduction and Summary

Purpose and conduct of the Survey

The Housing Needs Survey was undertaken to provide data to support and inform the emerging Neighbourhood Plan for Aldcliffe with Stodday Parish. Survey forms were delivered to a total of 113 households in the parish in mid-October 2019 and the survey was closed on Friday, 13th December 2019.

The survey was designed to provide baseline information about the parish's housing stock, households and residents as well as gathering parishioners' views on their own and the parish's existing and future housing needs.

A copy of the survey form itself is included as Appendix A.

Response and results

The following pages set out the results from 84 returned survey forms, representing a response of 74% of all households surveyed.

Next steps

The draft results were considered and accepted by the Aldcliffe with Stodday Parish Council at its meeting on 7th January 2020. The Neighbourhood Plan Working Group will now use the report as evidence and incorporate the results and emerging messages from the survey into the development of the draft Neighbourhood Plan.

Derek Whiteway, Parish Clerk

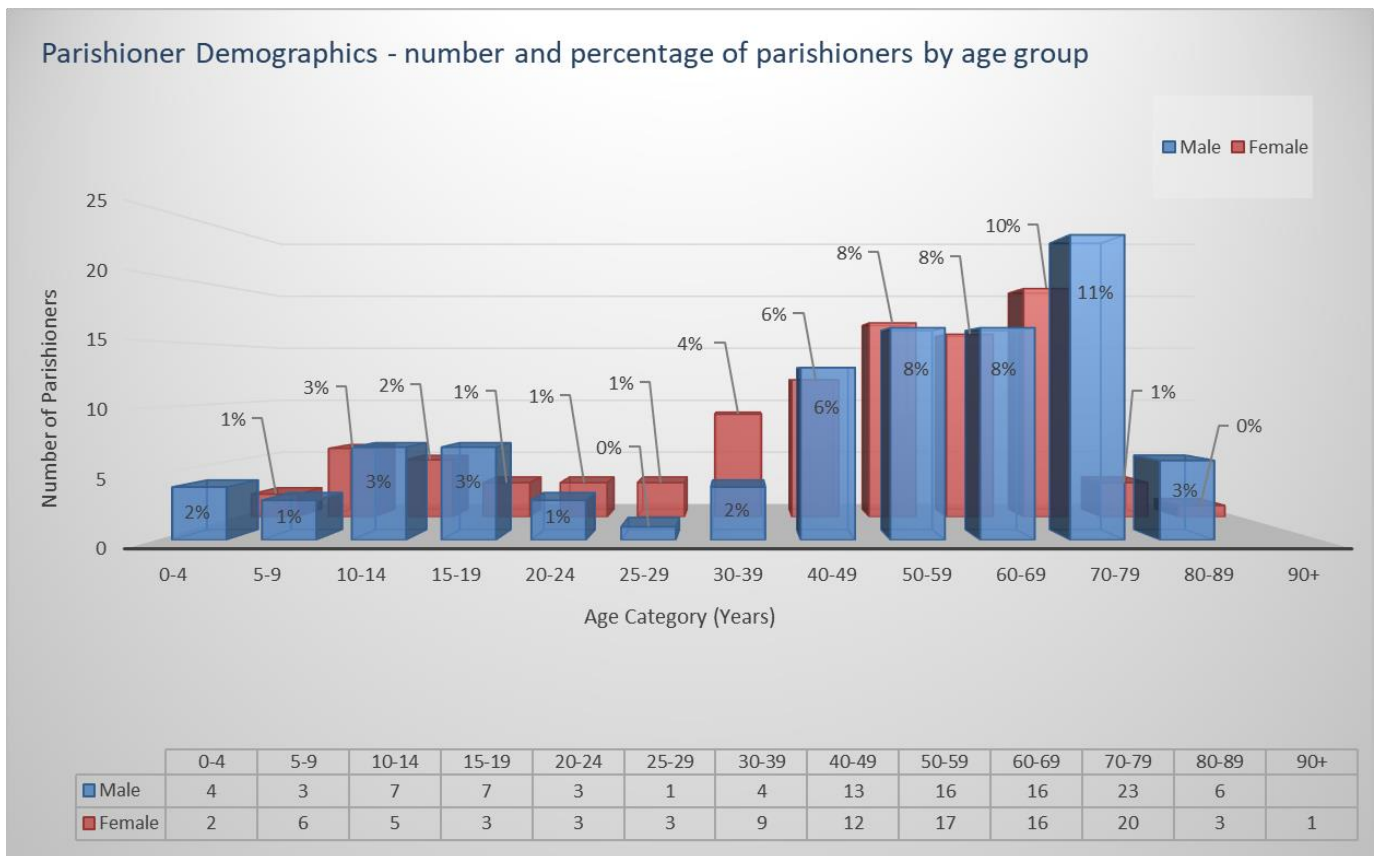
7th January 2020

Q1 - Please fill in the number of people living in your home

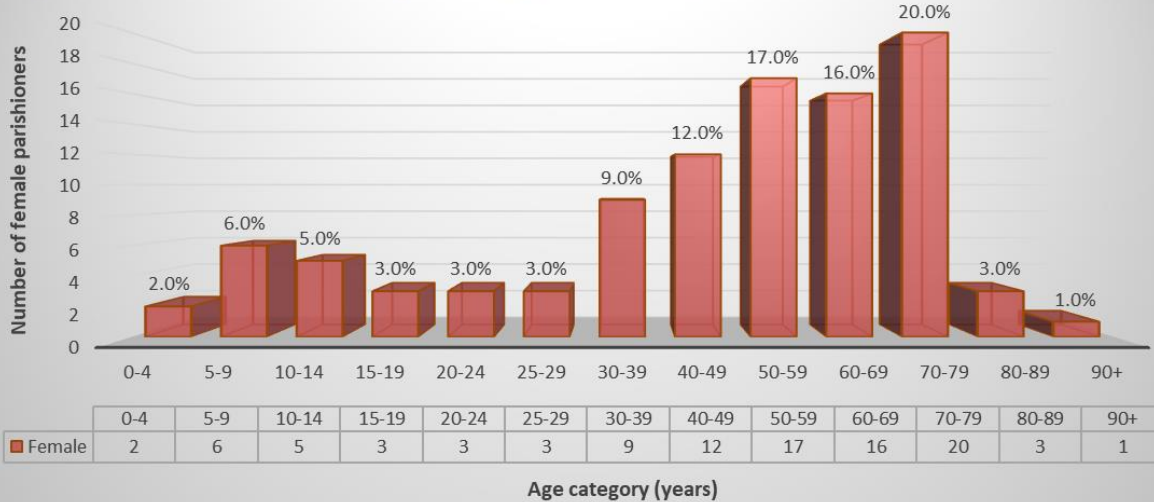
All 84 responses answered this question

Summary of responses:

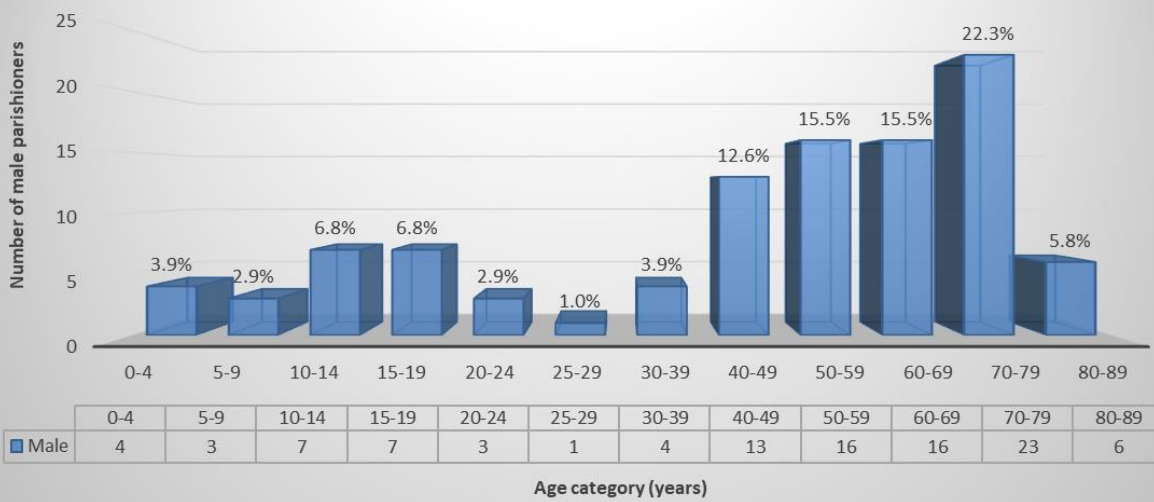
Age Range	Male	Female	Total
0-4	4	2	6
5-9	3	6	9
10-14	7	5	12
15-19	7	3	10
20-24	3	3	6
25-29	1	3	4
30-39	4	9	13
40-49	13	12	25
50-59	16	17	33
60-69	16	16	32
70-79	23	20	43
80-89	6	3	9
90+		1	1
Grand Total	103	100	203



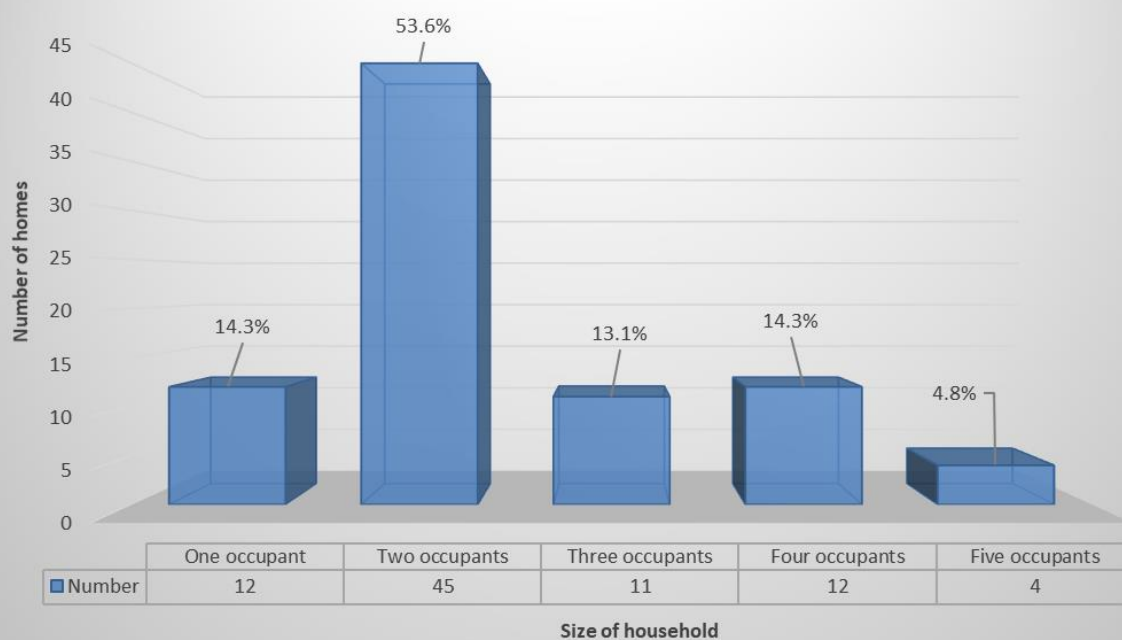
Age distribution (number and percentage) of female parishioners



Age distribution (number and percentage) of male parishioners



Number and percentage of homes by size of household



Q2 - Which of the following best describes your household?

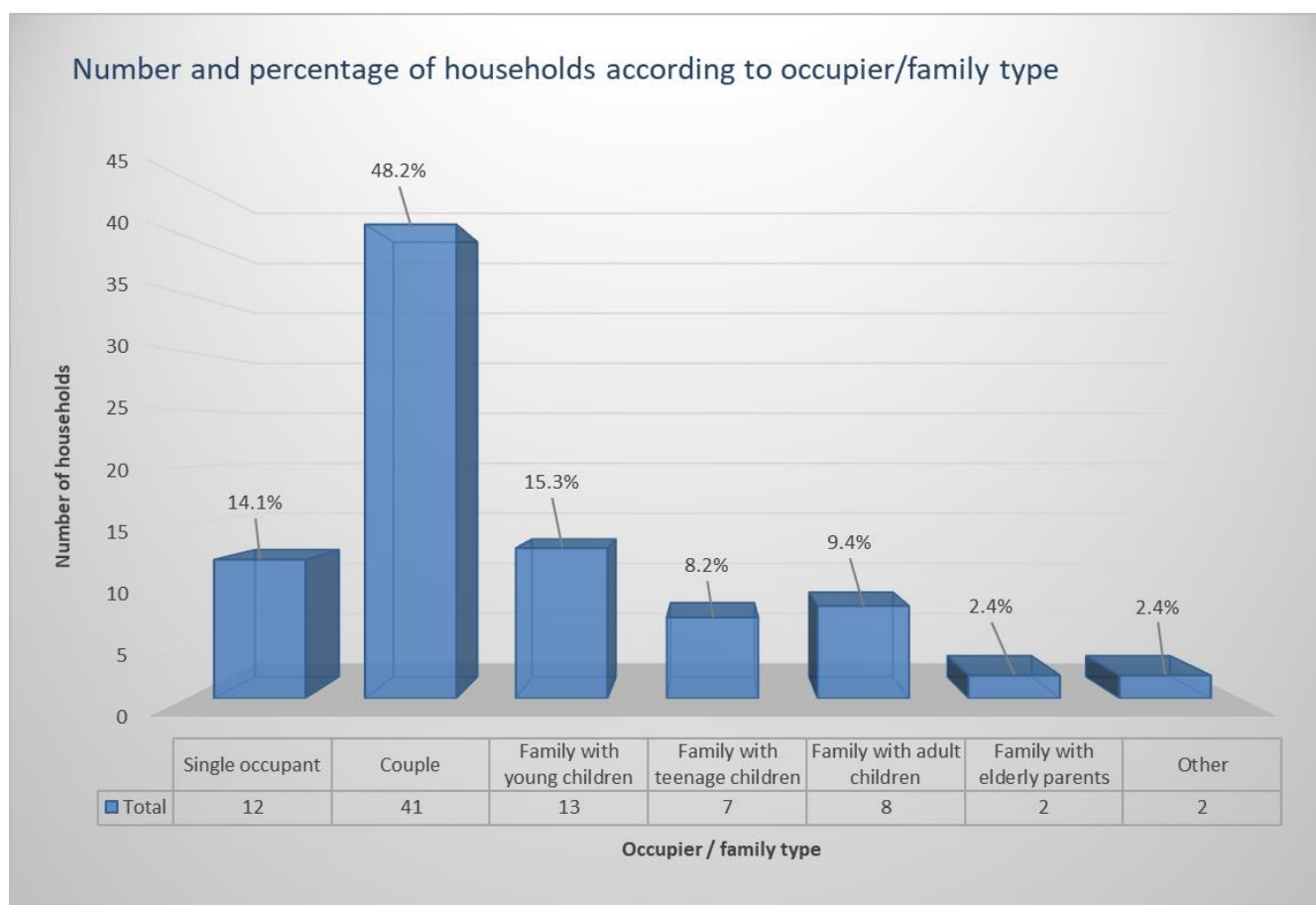
All 84 responses answered this question

Summary of responses:

Occupier/family type	Number of households
Single Occupant	12
Couple	41
Family with young children	13
Family with teenage children *	7
Family with adult children *	8
Family with elderly parents	2
Other **	2
Grand Total *	85

* One household identified as both 'family with adult children' and 'family with teenage children'

** 'Other' covered 'Friends' (1 household) and 'Widower and student daughter' (1 household)

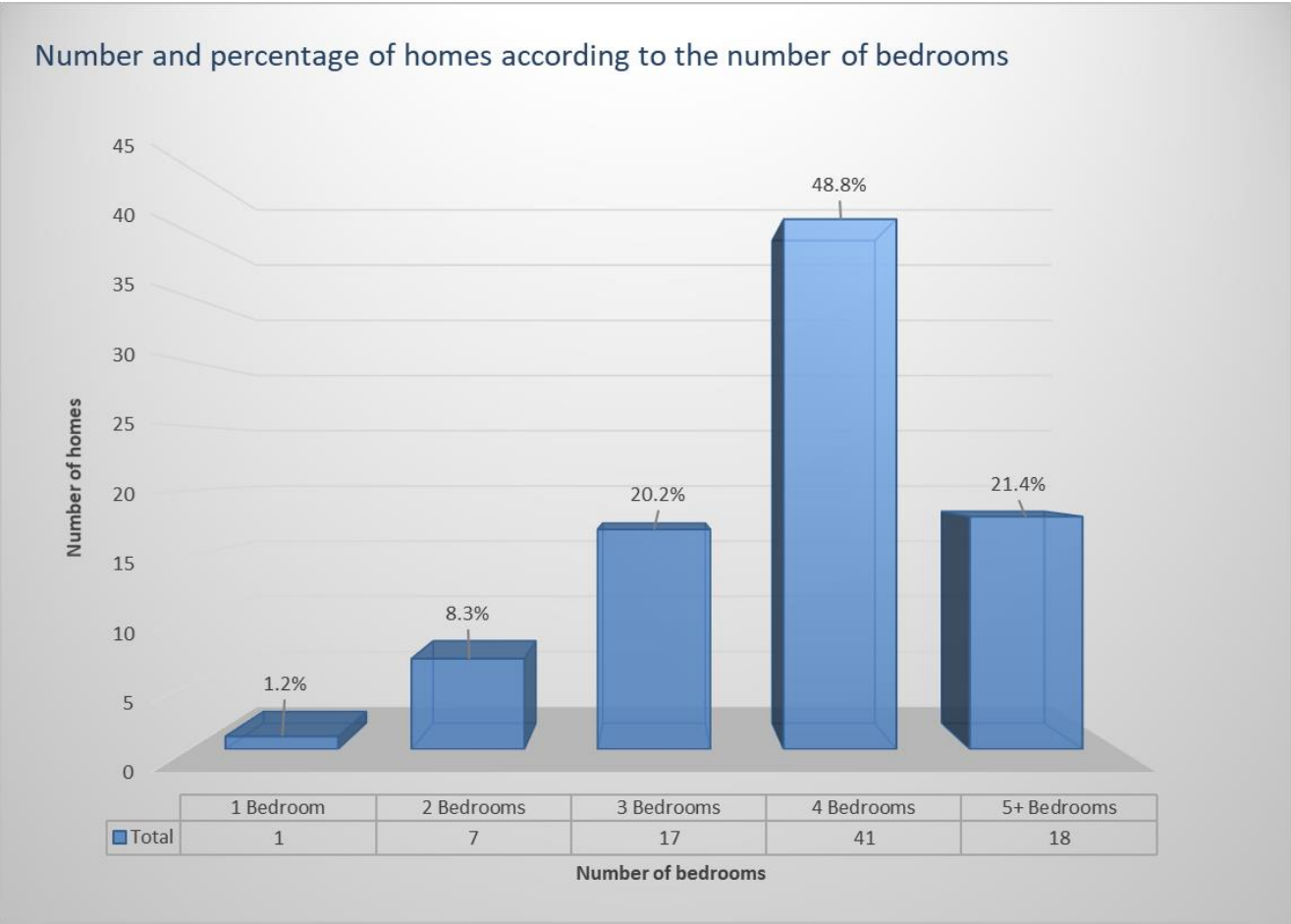


Q3 - How many bedrooms does your home have?

All 84 responses answered this question

Summary of responses

No of bedrooms	Number of homes
1 Bedroom	1
2 Bedrooms	7
3 Bedrooms	17
4 Bedrooms	41
5+ Bedrooms	18
Grand Total	84

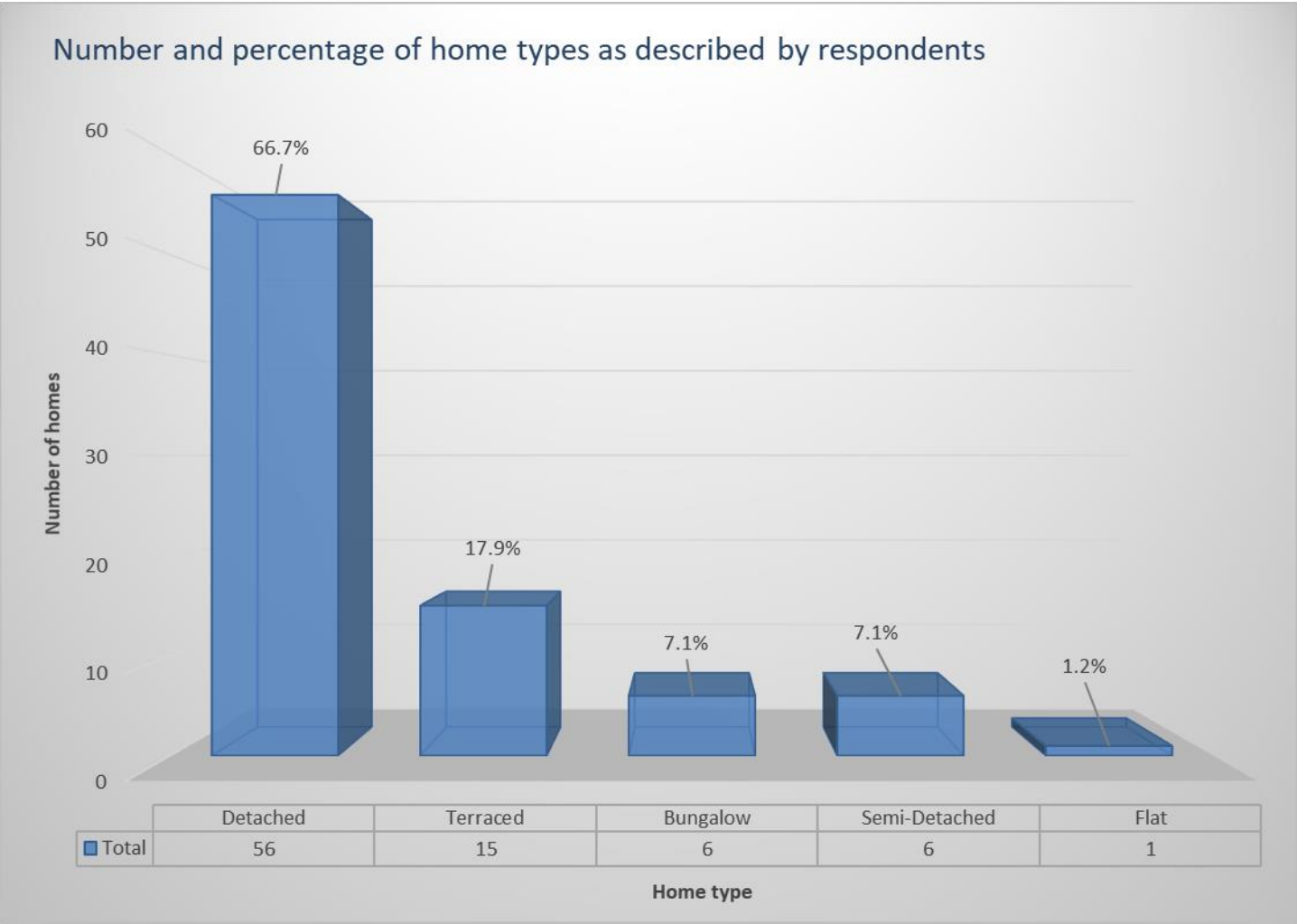


Q4 - How would you describe your home?

All 84 responses answered this question

Summary of responses

Home Type	Number
Detached	56
Terraced	15
Bungalow	6
Semi-Detached	6
Flat	1
Grand Total	84

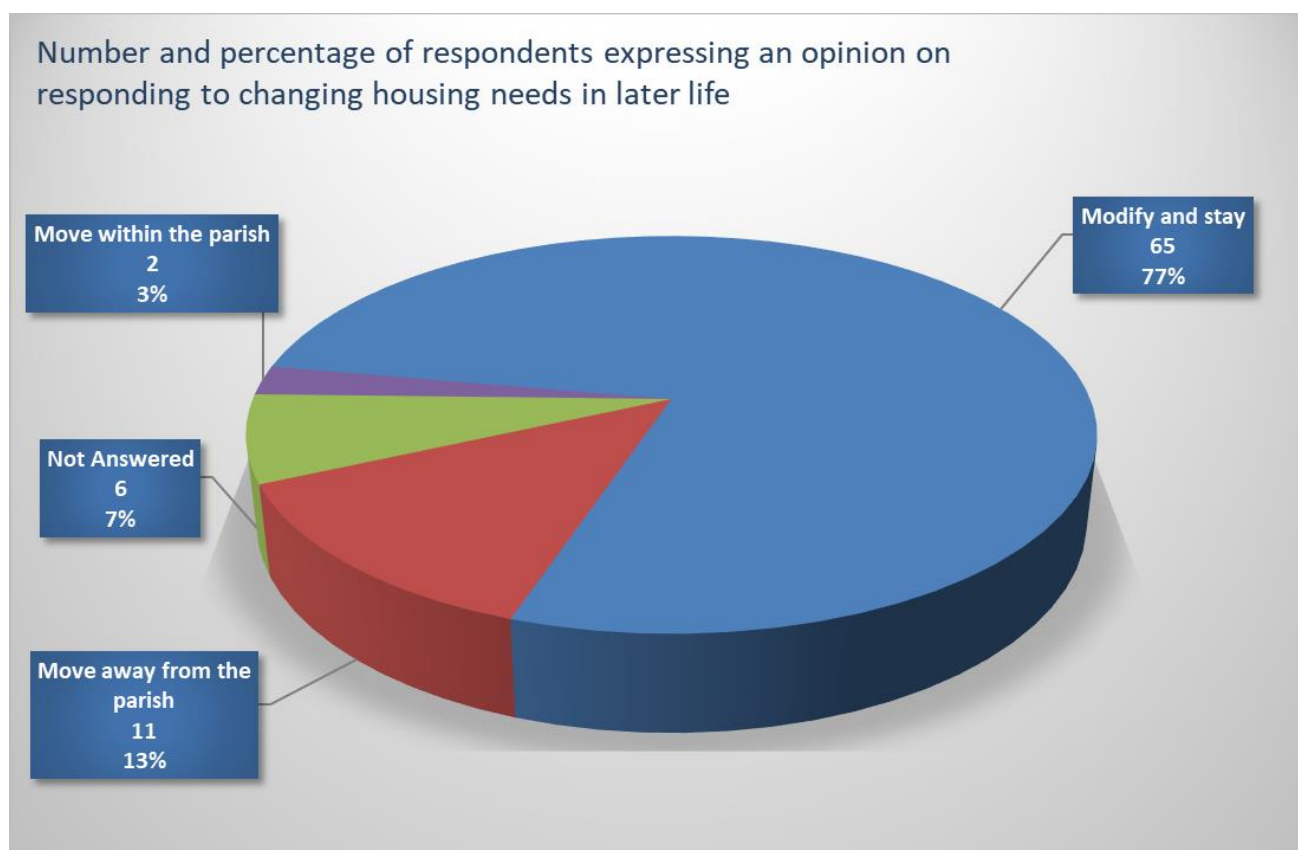


Q5 - In your later years would you modify your home for your needs (eg: stairlift etc) or move away?

Summary of responses

Option	No of Responses
Modify and stay	65
Move away from the parish	11
Move within the parish (see note)	2
Not Answered	6
Grand Total	84

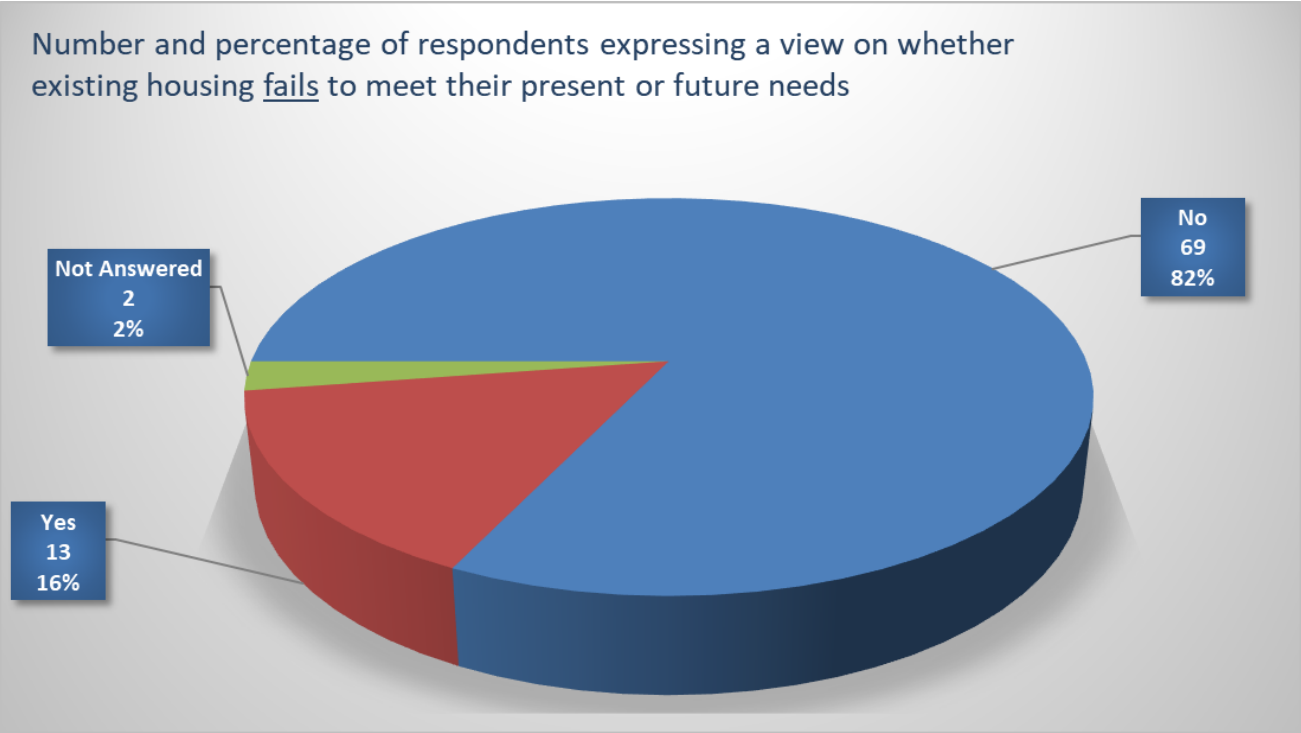
Note: 'Move within the parish' was not presented as an option on the survey, but was added by two respondents.



Q6 - Is there a lack of suitable housing to suit your present or future needs?

Summary of responses

Selection	No of Responses
No	69
Yes	13
Not Answered	2
Grand Total	84

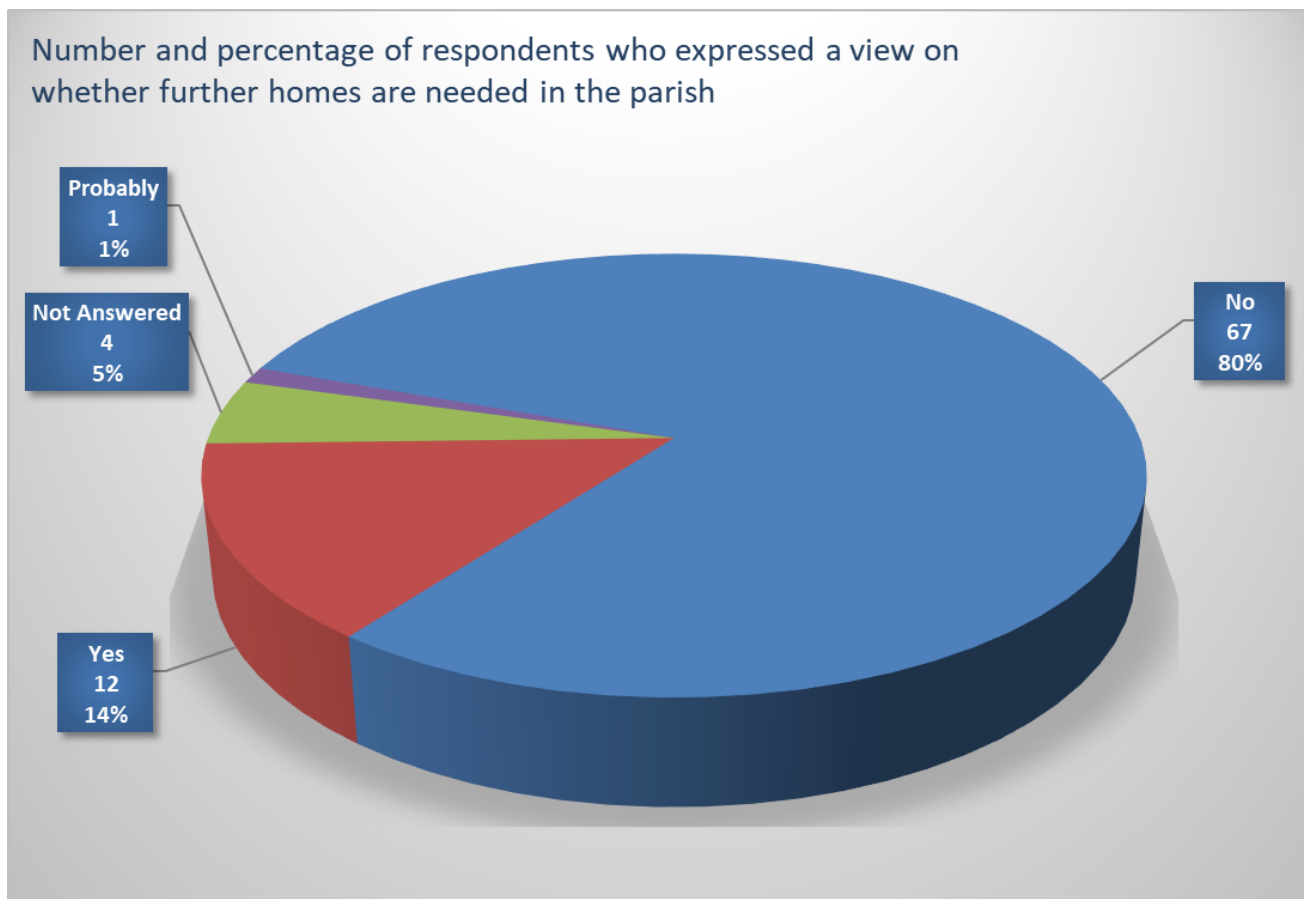


Q7 - Is there a need for further houses in the parish?

Summary of responses

Selection	No of Responses
No	67
Yes	12
Probably (see note)	1
Not Answered	4
Grand Total	84

Note: 'Probably' was not presented as an option on the survey but was added by one respondent



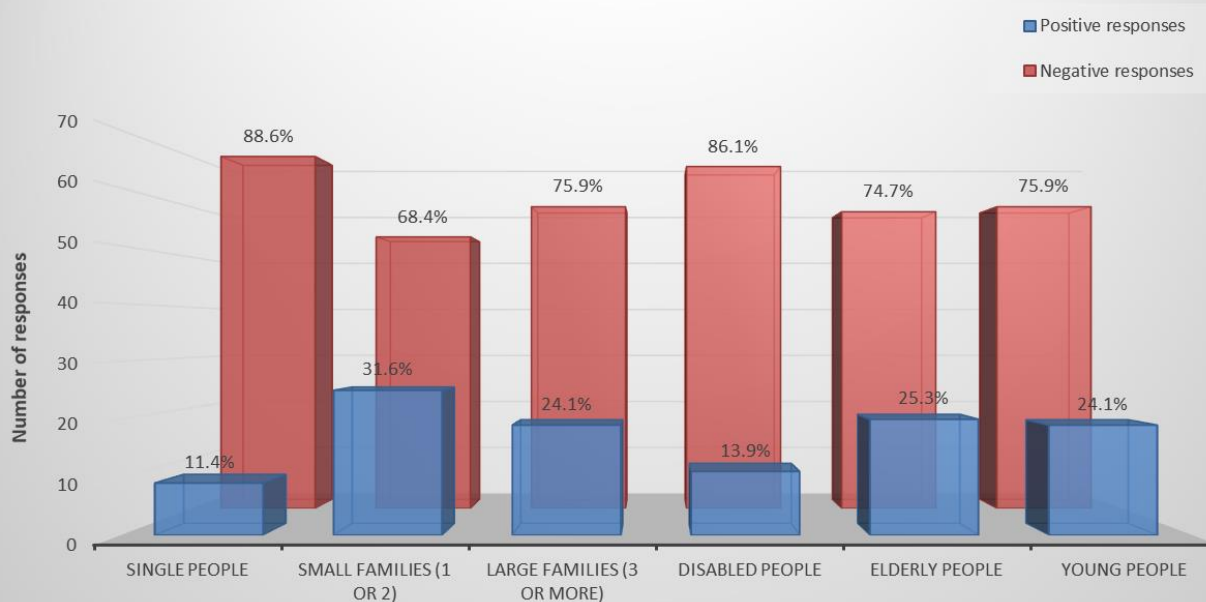
Q8 - In your view who require homes in the parish?

The question was addressed by 79 of the 84 respondents. In the other 5 instances, the respondent indicated that they had insufficient information to provide an opinion.

Summary of responses

Groups	Positive responses	Negative responses	Total
Single People	9	70	79
Small Families (1 or 2)	25	54	79
Large Families (3 or more)	19	60	79
Disabled People	11	68	79
Elderly People	20	59	79
Young People	19	60	79
Grand Total	103	371	474

Views of respondents on whether specific groups require homes within the parish



Groups requiring housing within the parish

	Single People	Small Families (1 or 2)	Large Families (3 or more)	Disabled People	Elderly People	Young People
Positive responses	9	25	19	11	20	19
Negative responses	70	54	60	68	59	60

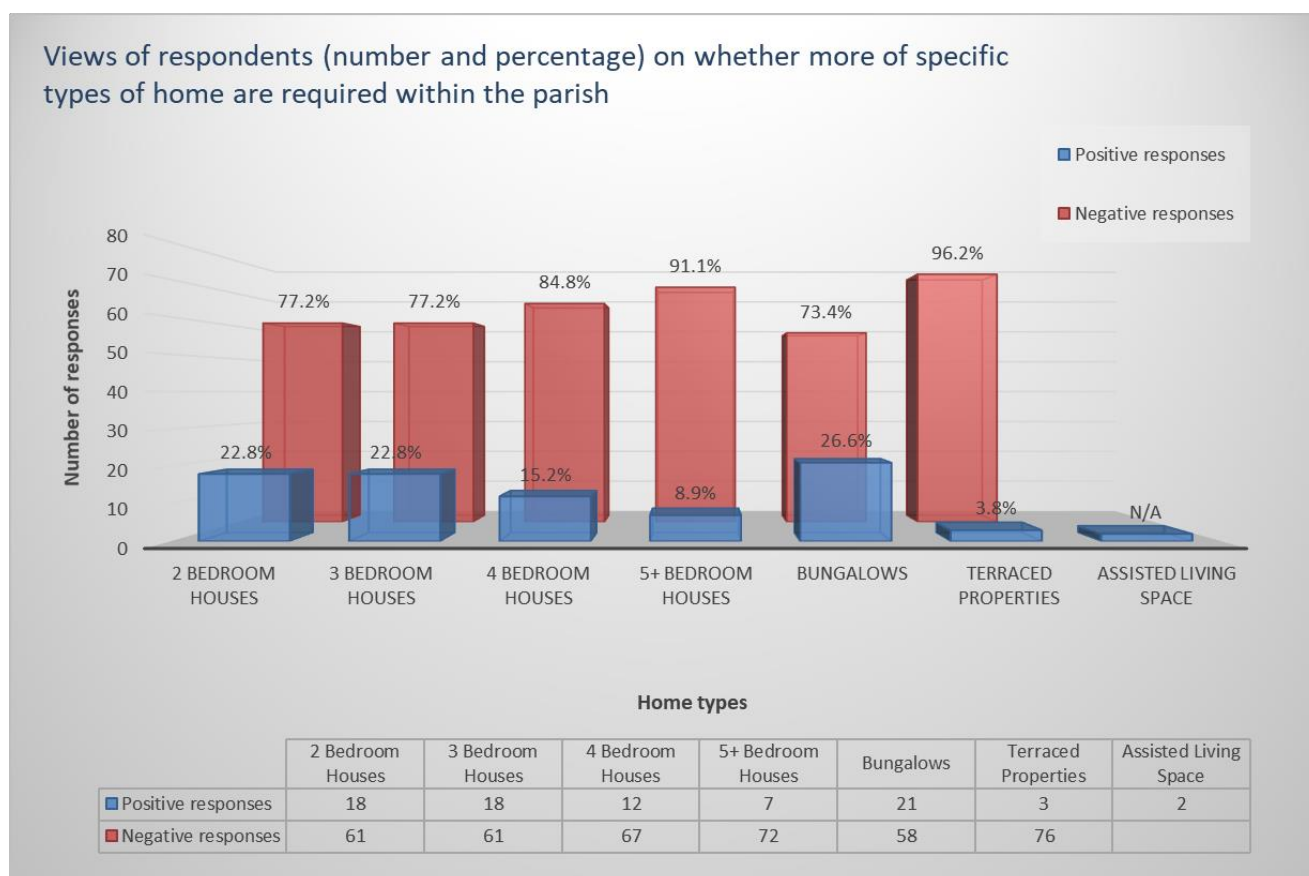
Q9 - What type of housing is needed in the parish?

The question was addressed by 79 of the 84 respondents. In the other 5 instances, the respondent indicated that they had insufficient information to provide an opinion.

Summary of responses

Type of Housing	Positive responses'	Negative responses	Total
2 Bedroom Houses	18	61	79
3 Bedroom Houses	18	61	79
4 Bedroom Houses	12	67	79
5+ Bedroom Houses	7	72	79
Bungalows	21	58	79
Terraced Properties	3	76	79
Assisted Living (see note)	2	-	2
Grand Total	81	395	476

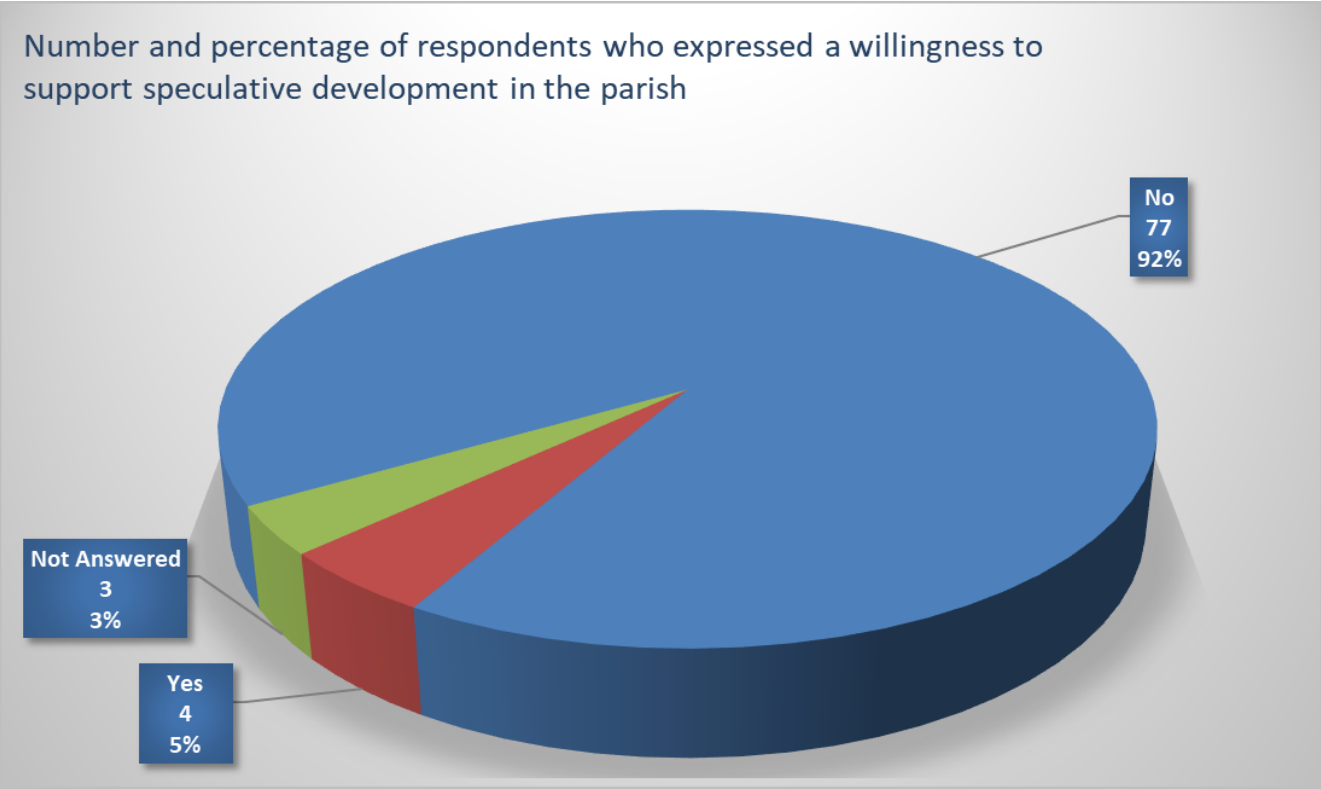
Note: 'Assisted Living' was not presented as an option on the survey but was quoted as a housing need by 2 respondents.



Q10 - Would you support development of speculative housing in the parish?

Summary of responses

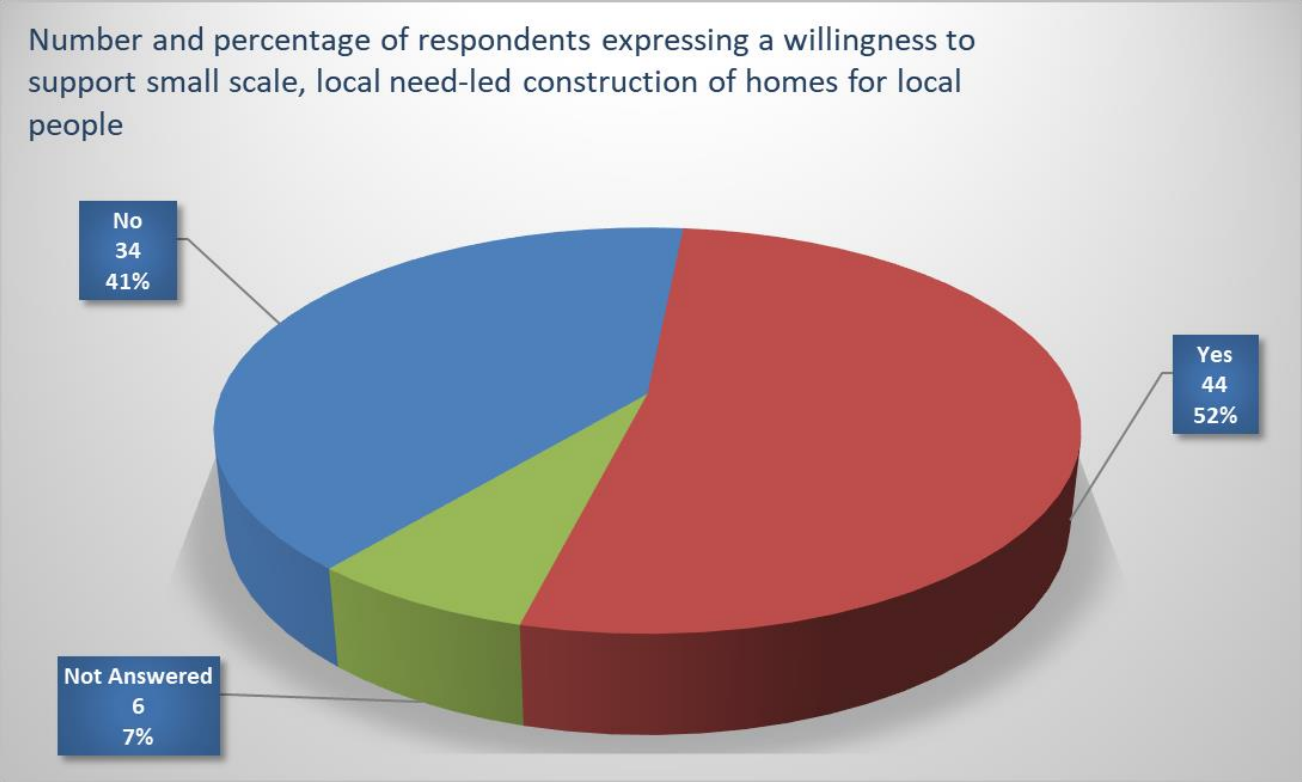
Option	No of Responses
No	77
Yes	4
Not answered	3
Grand Total	84



Q11 - Would you support small scale local need led construction of homes for local people?

Summary of responses

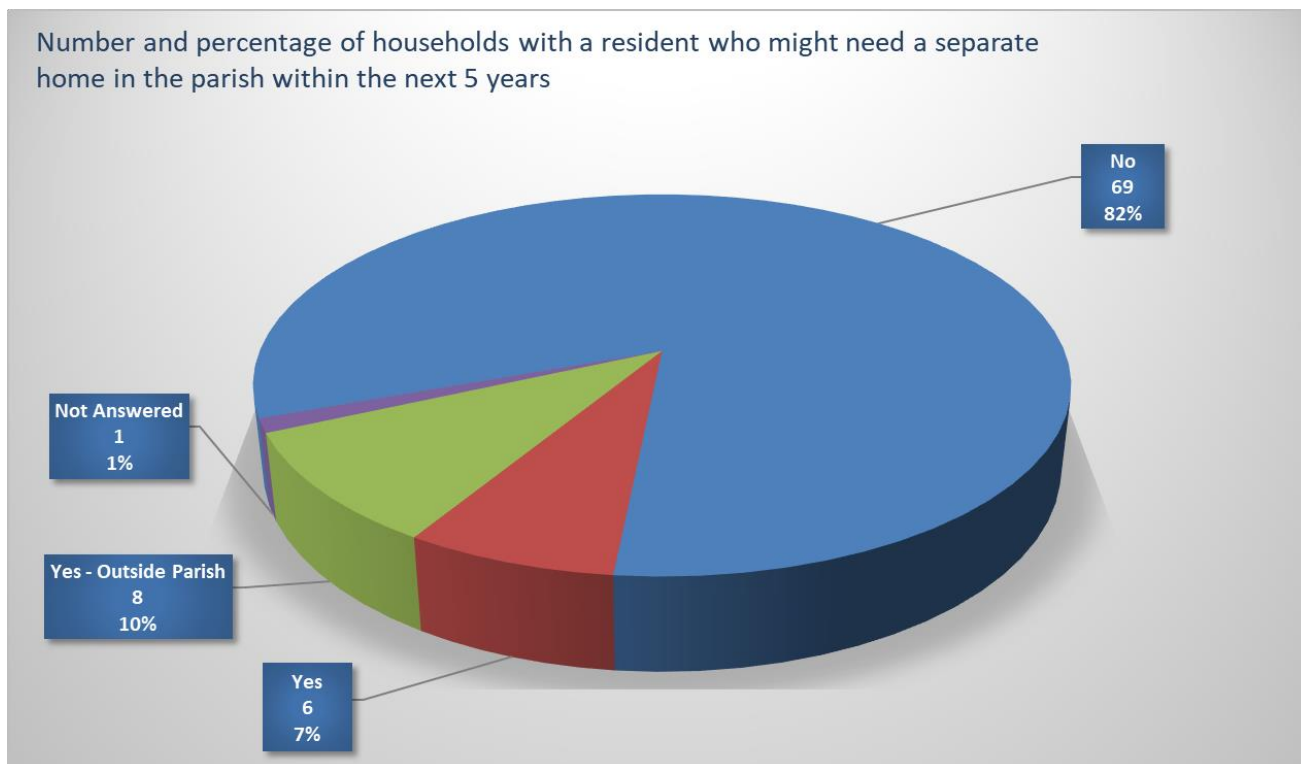
Response	No of Responses
No	34
Yes	44
Not Answered	6
Grand Total	84



Q12 - Is there anyone living with you who might need a separate house in the parish in the next 5 years?

Summary of responses

Response	No of Responses
No	69
Yes	6
Yes - Outside Parish	8
Not Answered	1
Grand Total	84



LOCAL HOUSING NEEDS SURVEY 2019

This essential survey will form an integral part of our Neighbourhood Plan which will eventually become part of the City Council's overall plan.

1. Please fill in the number of people living in your home.

Age	0-4	5-9	10-14	15-19	20-24	25-29	30-39
Male							
Female							
Age	40-49	50-59	60-69	70-79	80-89	90+	
Male							
Female							

2. Which of the following best describes your household?

(please tick all boxes that apply)

- Single occupant Couple
 Family - young children Family teenage children
 Family adult children Family elderly parents
 Other – please describe

3. How many bedrooms does your home have?

- 2 bedrooms 3 bedrooms
 4 bedrooms 5+ bedrooms

4. How would you describe your home?

- Flat Bungalow Terrace
 Semi-detached Detached

5. In your later years would you modify your home for your needs (eg: stairlift etc) or move away?

- Modify and stay Move away from parish

6. Is there a lack of suitable housing to suit your present or future needs?

- Yes No

Future Housing Development

7. Is there a need for further houses in the parish?

- Yes No

8. In your view who require homes in the parish?

(please tick all that apply)

- Young people Single people
 Elderly people Disabled people
 Small families, 1or2 Large families, 3 or more

9. What type of housing is needed in the parish?

- Bungalow Terrace properties
 2 bed houses 3 bed houses
 4 bed houses 5+ bed houses

10. Would you support development of speculative housing in the parish?

- Yes No

11. Would you support small scale local need led construction of homes for local people?

- Yes No

12. Is there anyone living with you who might need a separate house in the parish in the next 5 years?

- Yes No Yes - outside parish

Data protection statement:-

This exercise will not result in the collection of personal information and the data will not be used for any other purpose than for this survey.

**For queries, please email:-
clerk@aldcliffewithstodaypc.org**

Thank you for taking the time to fill in this questionnaire. Your opinion is most important and will help to influence any future development in our community.
 Nick Webster, Chairman.